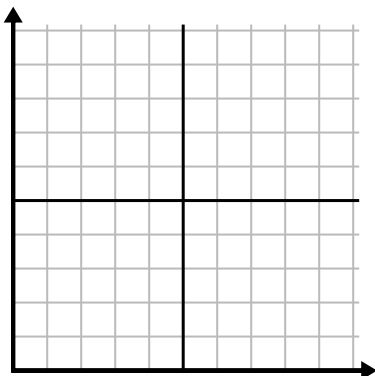




Fill in the grid using the chart.

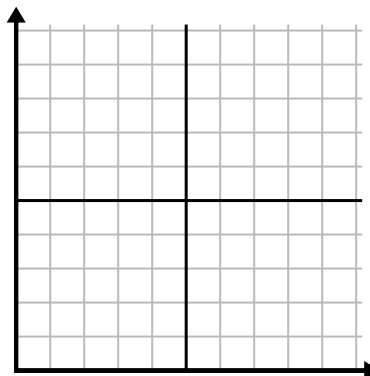
1)

Day	1	2	3	4	5
Calories Burned	160	40	100	20	180



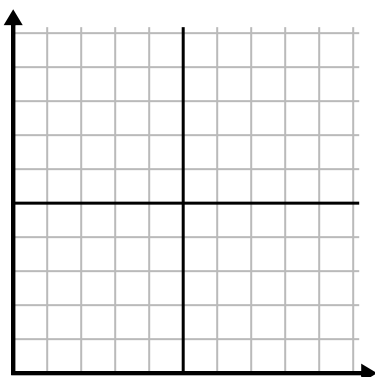
2)

Year	1	2	3	4	5
Boxes of Pens Used	9	2	8	6	10



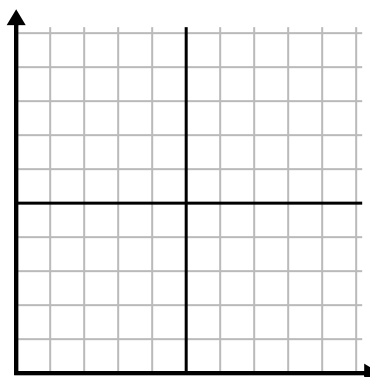
3)

Day	1	2	3	4	5
Texts Sent	40	25	45	5	30



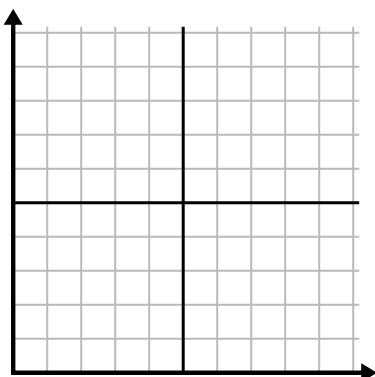
4)

Day	1	2	3	4	5	6	7
Meals Sold	600	900	200	1,000	500	400	700



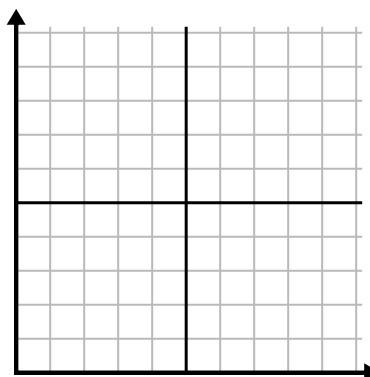
5)

Hour	1	2	3	4	5
Amount Sold	8	5	10	3	9



6)

Week	1	2	3	4	5
Water Used (gallons)	70	80	10	40	100

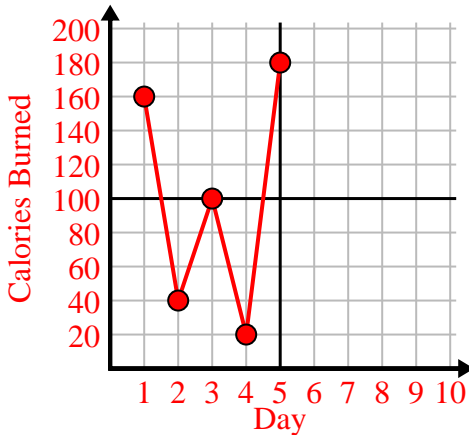




Fill in the grid using the chart.

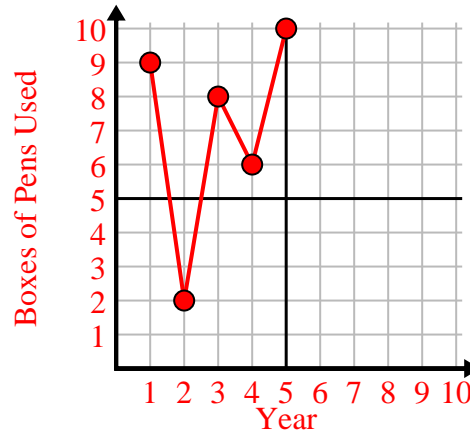
1)

Day	1	2	3	4	5
Calories Burned	160	40	100	20	180



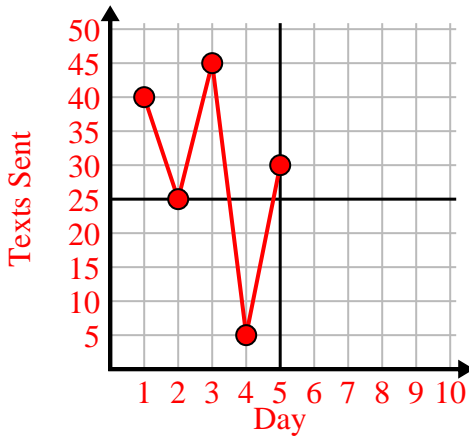
2)

Year	1	2	3	4	5
Boxes of Pens Used	9	2	8	6	10



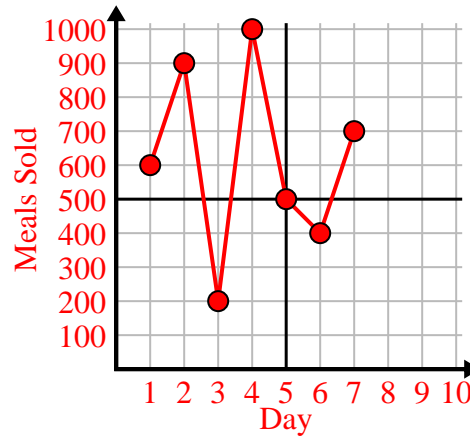
3)

Day	1	2	3	4	5
Texts Sent	40	25	45	5	30



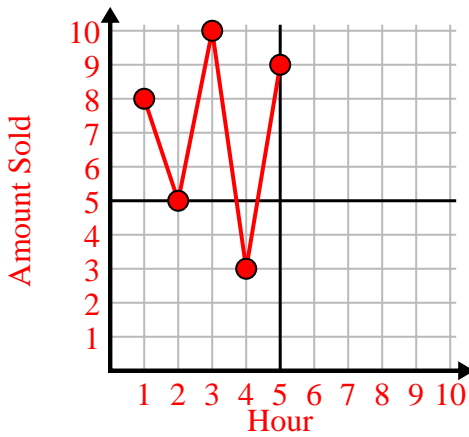
4)

Day	1	2	3	4	5	6	7
Meals Sold	600	900	200	1,000	500	400	700



5)

Hour	1	2	3	4	5
Amount Sold	8	5	10	3	9



6)

Week	1	2	3	4	5
Water Used (gallons)	70	80	10	40	100

